

DECK PLANS

SYMBOL LEGEND

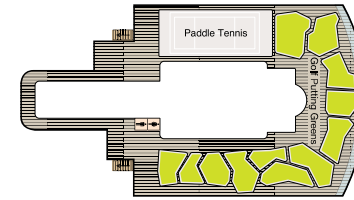
- ♣ Restrooms
- E Elevator
- 👤 Launderette
- || Connecting Staterooms
- ♿ Wheelchair Accessible
- ★ Triple with Sofa bed

STATEROOM COLOUR LEGEND

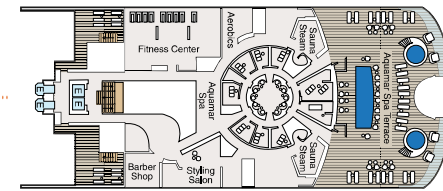
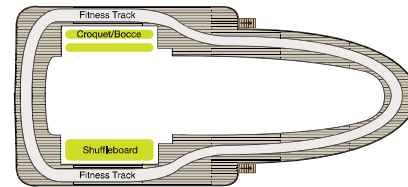
OS	VS	OC	PH1
PH2	PH3	A1	A2
A3	A4	B1	B2
B3	B4	B5	S

SHIP'S SPECIFICATIONS


- Year Built: 2023
- Gross Tonnage: 67,000
- Length: 73 metres
- Beam: 10 metres
- Cruising Speed: 20 knots
- Guest Decks: 11
- Guest Capacity: 1,200
- Staff Size: 800
- Guest-to-Staff Ratio: 1.56 to 1
- Nationality of Officers: European
- Country of Registry: Marshall Islands



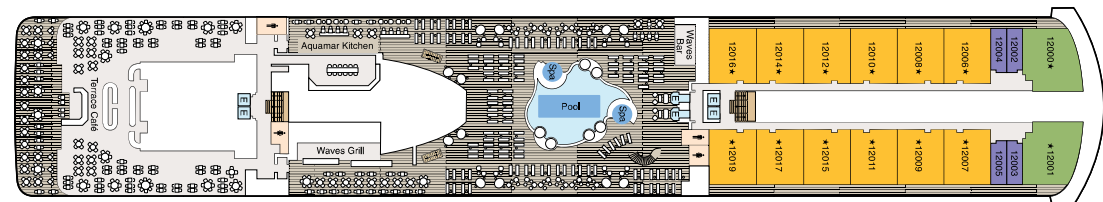
DECK 16



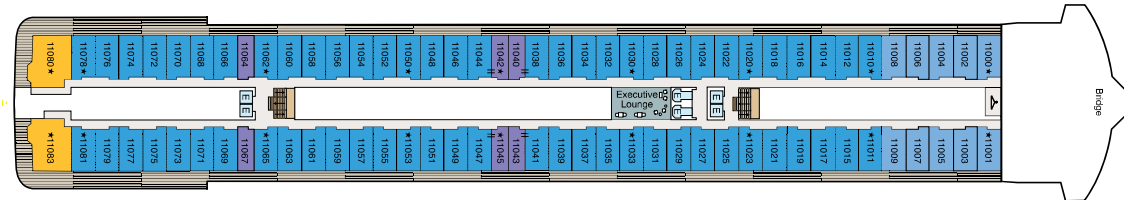
DECK 15



DECK 14



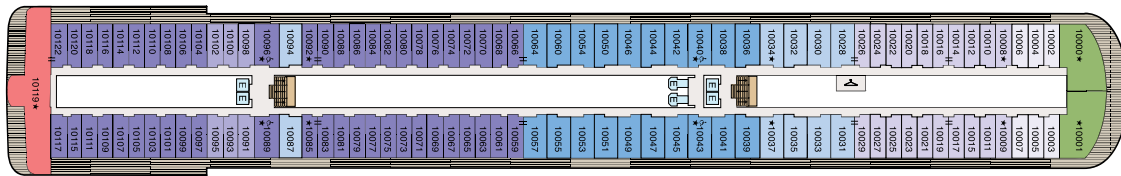
DECK 12



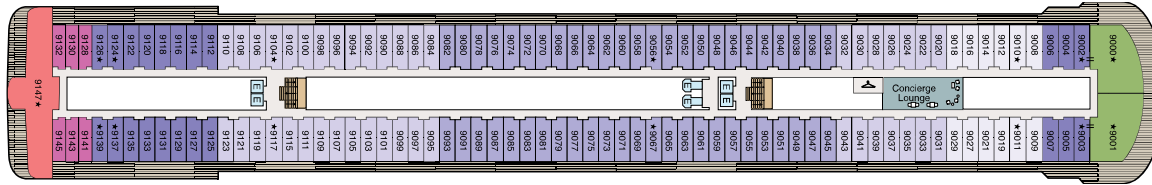
DECK 11

← AFT

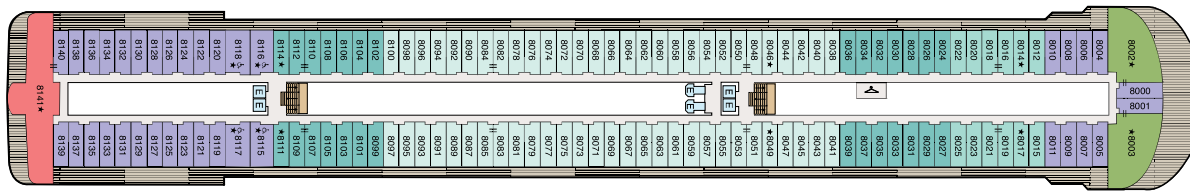
FORWARD →



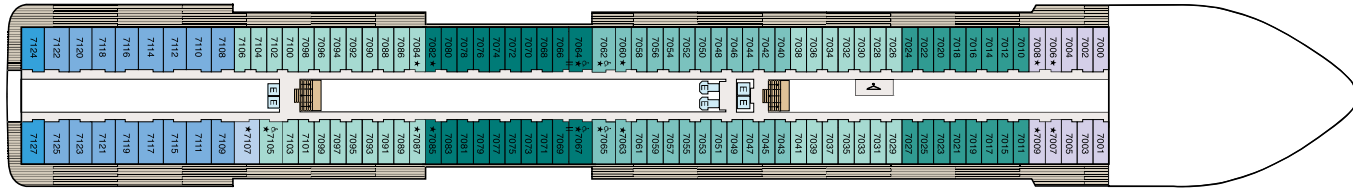
DECK 10



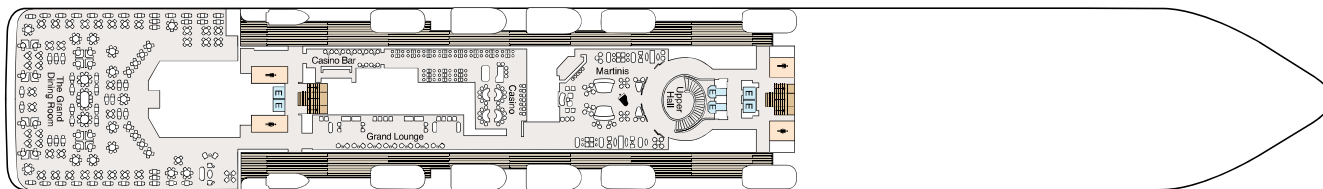
DECK 9



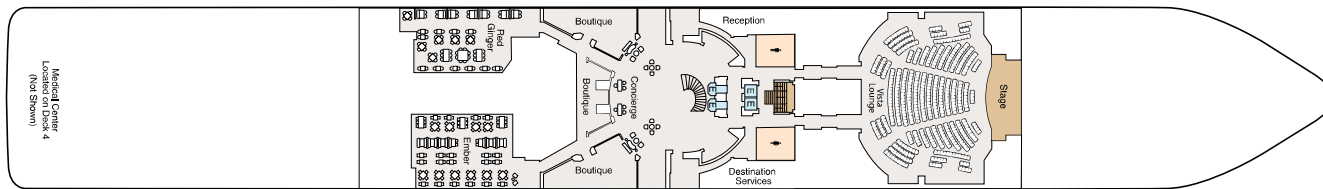
DECK 8



DECK 7



DECK 6



DECK 5

← AFT

FORWARD →